

# Energy & Commodities Trading Solutions

Cost-Effective Market  
Data Management,  
Analytics and Trade  
Integration

The logo graphic consists of a series of small white squares arranged in a stepped, ascending pattern, resembling a staircase or a digital signal.

Interactive Data<sup>SM</sup>

## Interactive Data's trading solutions for the global energy and commodities industry

The workflow dynamics and risk management needs of companies in the energy and commodities markets continue to evolve and grow. Market participants are experiencing record commodities prices (high and low) and volatility, historical oil spreads, unprecedented regulation of the global derivatives market, the implementation of Dodd-Frank, continued geo-political unrest and the persistent threat of natural disasters.

In combination, these factors are creating new levels of complexity for traders, analysts and brokers, as well as producers and manufacturers, who now, more than ever, need to feel confident about their trading and pricing decisions. That's why market professionals turn to FutureSource®, the market data solution that provides real-time pricing data and news, as well as rich analytics and a robust suite of Excel tools that can be accessed anytime, anywhere. FutureSource helps clients maximize their market data spend without compromising on content, functionality or usability.

*We are committed to delivering solutions that meet our clients' needs for better management of market data, analysis and trade integration while decreasing their costs.*

- Feature and content rich market data terminals
- Mobile solutions for smartphones and tablets
- Market data APIs and direct market connectivity
- Hosted content solutions for websites and intranets



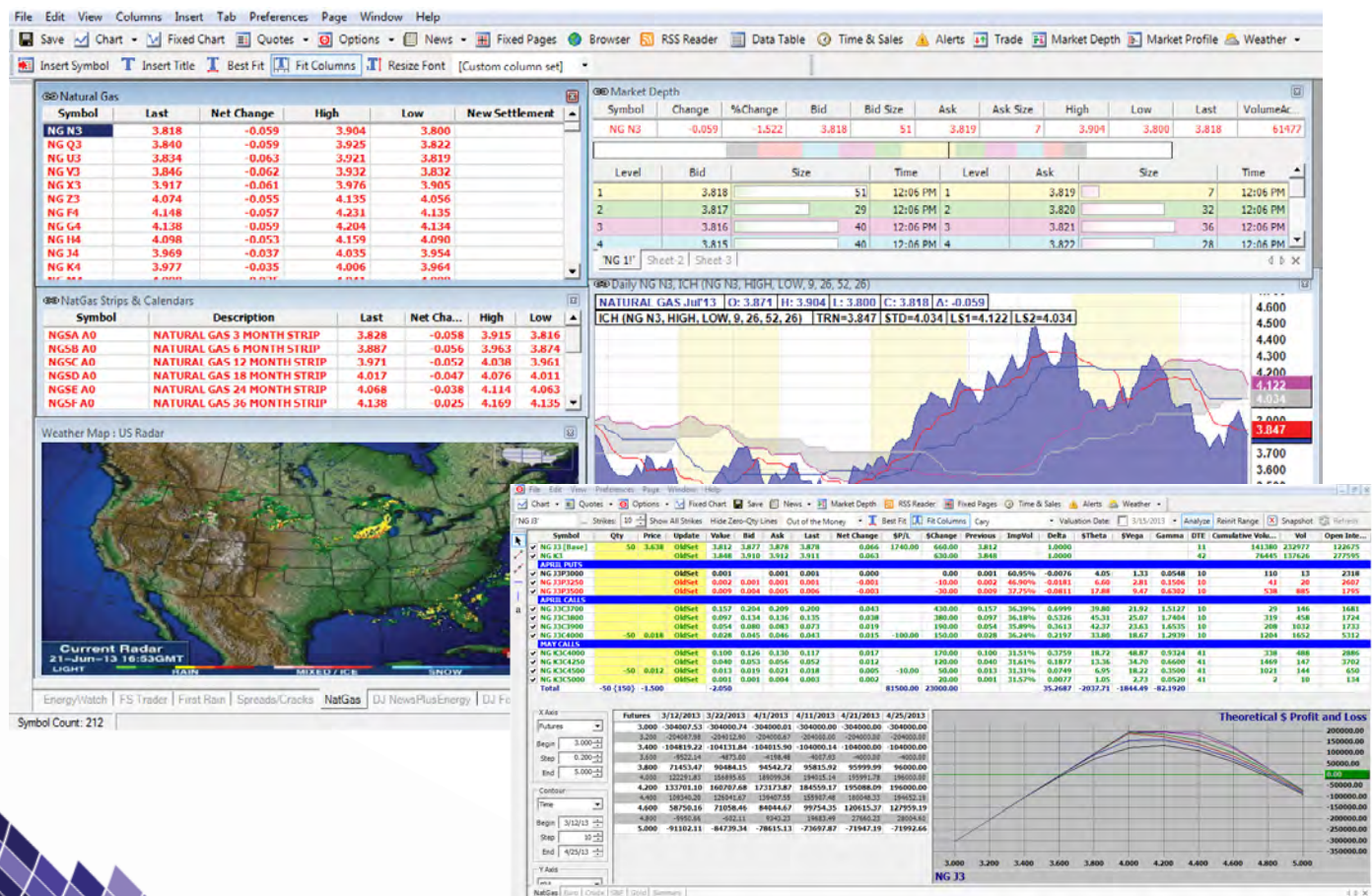
A preferred global market data and analytics platform for the energy, commodities and futures markets

## ARRANGE INFORMATION TO SUIT THE WAY YOU WORK AND RESPOND TO OPPORTUNITIES QUICKLY AND EFFICIENTLY

Access, analyze and trade on important market data, using intuitive FutureSource features such as tabbed pages, drag-and-drop technology and customized workspaces.

- Obtain the tools that you need to make informed decisions in today's challenging and evolving marketplace.
- Leverage a highly customizable desktop solution with broad exchange, cash market and third-party coverage, as well as a suite of powerful analytics and pre/post-trade risk management tools.
- Quickly and easily find data, analyze it and send trade orders to your broker, all from a single desktop platform.
- Quickly and easily extract real-time and historical data with our suite of Excel tools and templates.
- Better understand where futures markets are trading with market depth from important exchanges such as CME Group and ICE Futures.
- With the OptionSource add-on, conduct pre- and post-trade risk analysis for futures and options trades and portfolio management. OptionSource, including the OptionWorks module, has been created by options traders for options traders and enables users to optimize trading strategies in their trading portfolio.

### FutureSource

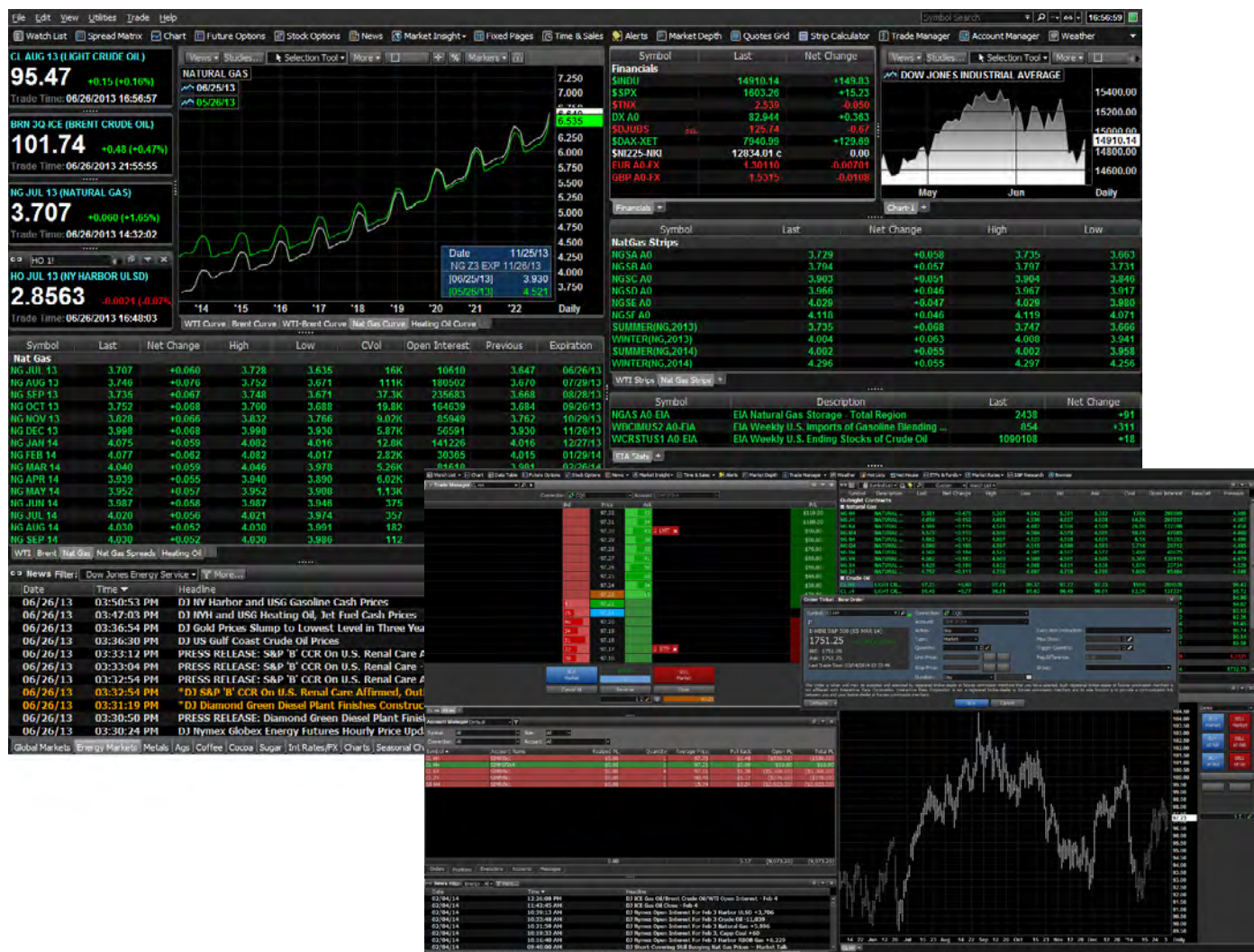


## ACCESS CONTENT IN CUSTOMIZED CONFIGURATIONS ANYTIME, ANYWHERE VIA THE WEB

Log in to FutureSource from any computer with no software to download and easy, anywhere access via a web browser.

- Access quotes, charts and news, as well as your saved symbol lists, settings and workspaces, and share workspaces.
- Upgrade instantly without involvement from your IT department.
- Meet bandwidth requirements through support for varying levels of trade and quote conflation.
- Ensure disaster recovery with broad product compatibility, including PCs, Macs and most web browsers.
- Make a smooth and time-efficient transition from the FutureSource Windows client to the browser-based version and maintain a consistent user interface.

### FutureSource



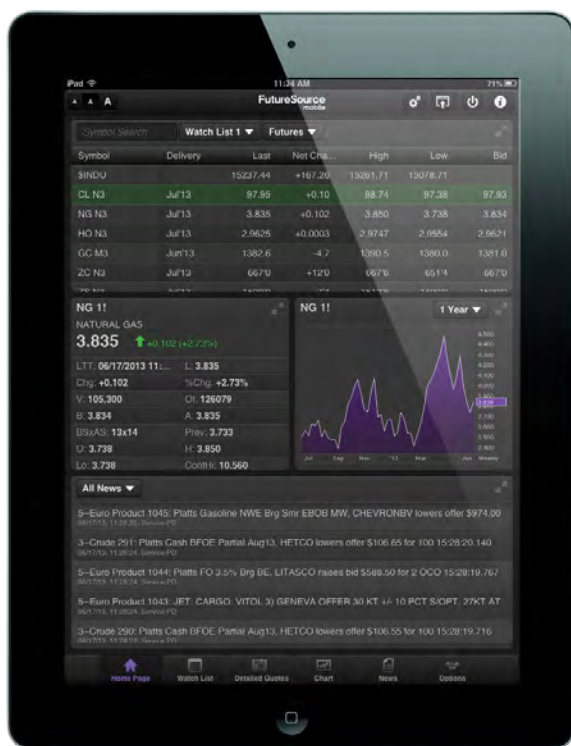


## MAKE INFORMED DECISIONS ANYTIME, ANYWHERE WITH MOBILE ACCESS

Access up-to-the-minute information on today's markets, charting and analytical tools, and more — all on your iPad or smartphone.

- Use one account to access any FutureSource platform without paying duplicate exchange fees.
- See your desktop watch lists and your desktop application entitlements.
- Utilize iPads and Android tablets with Wi-Fi and 3G/4G compatibility or most smartphones and wireless PDAs, including BlackBerry and iPhone.

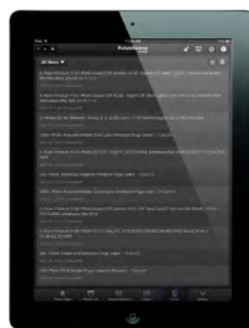
FutureSource Mobile



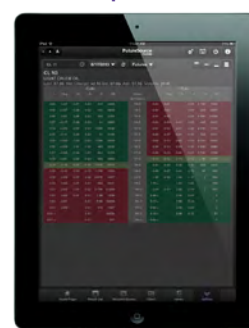
Charts



News



Options



## REDUCE COST OF OWNERSHIP AND ACHIEVE FASTER TIME TO MARKET WITH INTERACTIVE DATA'S COMPLEMENTARY SOLUTIONS

Complement FutureSource with a wide range of industry-leading solutions to suit every enterprise.

- Quickly expand and create market data applications with Interactive Data's APIs for integration using a variety of technologies, including XML, JSON, PHP, .NET, Java and JavaScript.
- Experience high-performance trading while achieving faster time to market and lower total cost of ownership with Interactive Data's global data network and comprehensive managed services.
- Support your unique requirements with fully customized web portals by leveraging data visualization, flexible delivery options and customization through Interactive Data's modular and cost-effective solutions.

## ABOUT INTERACTIVE DATA

Interactive Data Corporation is a trusted leader in financial information. Thousands of financial institutions and active traders, as well as hundreds of software and service providers, subscribe to our fixed income evaluations, reference data, real-time market data, trading infrastructure services, fixed income analytics, desktop solutions and web-based solutions. Interactive Data's offerings support clients around the world with mission-critical functions, including portfolio valuation, regulatory compliance, risk management, electronic trading and wealth management. Interactive Data has over 2,500 employees in offices worldwide.

## ABOUT TRADING SOLUTIONS DIVISION

Interactive Data is an integrated solutions provider for the trading lifecycle through the provision of market data, infrastructure services and desktops. Our trading solutions offer a compelling total cost of ownership and seamlessly integrate content and capabilities with managed services. These solutions are designed to help clients extend their business by region, asset class, latency and function.

For more information, please visit [www.interactivedata.com](http://www.interactivedata.com) or email [info@interactivedata.com](mailto:info@interactivedata.com).

**Amsterdam • Bedford • Chicago • Cologne • Dubai • Dublin • Frankfurt • Geneva • Glasgow • Hayward  
Helsinki • Hong Kong • Irvine • Jersey, CI • London • Luxembourg • Madrid • Melbourne • Milan • Minneapolis  
New York • Paris • Rome • Santa Monica • Singapore • Sydney • Tokyo • Toronto • Zurich**

### AMERICAS

100 William Street, 17th Floor  
New York, New York 10038  
T: +1 212 771 6565  
E: [info@interactivedata.com](mailto:info@interactivedata.com)

### EMEA

Fitzroy House, 13-17 Epworth Street  
London EC2A 4DL  
T: +44 (0)20 7825 8701  
E: [eu-info@interactivedata.com](mailto:eu-info@interactivedata.com)

### ASIA PACIFIC

12/F Onfem Tower  
29 Wyndham Street  
Central, Hong Kong  
T: + 852 3962 8100  
E: [asia.enquiry@interactivedata.com](mailto:asia.enquiry@interactivedata.com)

## LIMITATIONS

This document is provided for informational purposes only. The information contained in this document is subject to change without notice and does not constitute any form of warranty, representation, or undertaking. Nothing herein should in any way be deemed to alter the legal rights and obligations contained in agreements between Interactive Data and its clients relating to any of the products or services described herein. Interactive Data makes no warranties whatsoever, either express or implied, as to merchantability, fitness for a particular purpose, or any other matter. Without limiting the foregoing, Interactive Data makes no representation or warranty that any data or information (including but not limited to evaluations) supplied to or by it are complete or free from errors, omissions, or defects. Interactive Data<sup>SM</sup> and the Interactive Data logo are service marks of Interactive Data Corporation. Other products, services, or company names mentioned herein are the property of, and may be the service mark or trademark of, their respective owners.

©2014 Interactive Data

032114